

Health Care and Social Assistance Industry

October 2015



468 New Market Blvd
Boone, North Carolina 28607
828.265.5434
www.highcountrywdb.com

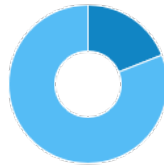
Industry Summary for 39 Industries in 7 Counties

9,179 Jobs (2015) 8% below National average	1.6% % Change (2014-2015) Nation: 2.6%	\$42,626 Avg. Earnings Per Job (2015) Nation: \$54,354
---	--	--

Top Occupations Employed by these Industries

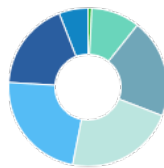
Description	Employed in Industry Group (2015)	% of Total Jobs in Industry Group (2015)
Home Health Aides	1,185	12.9%
Nursing Assistants	925	10.1%
Registered Nurses	713	7.8%
Personal Care Aides	437	4.8%
Childcare Workers	339	3.7%

Industry Gender Breakdown



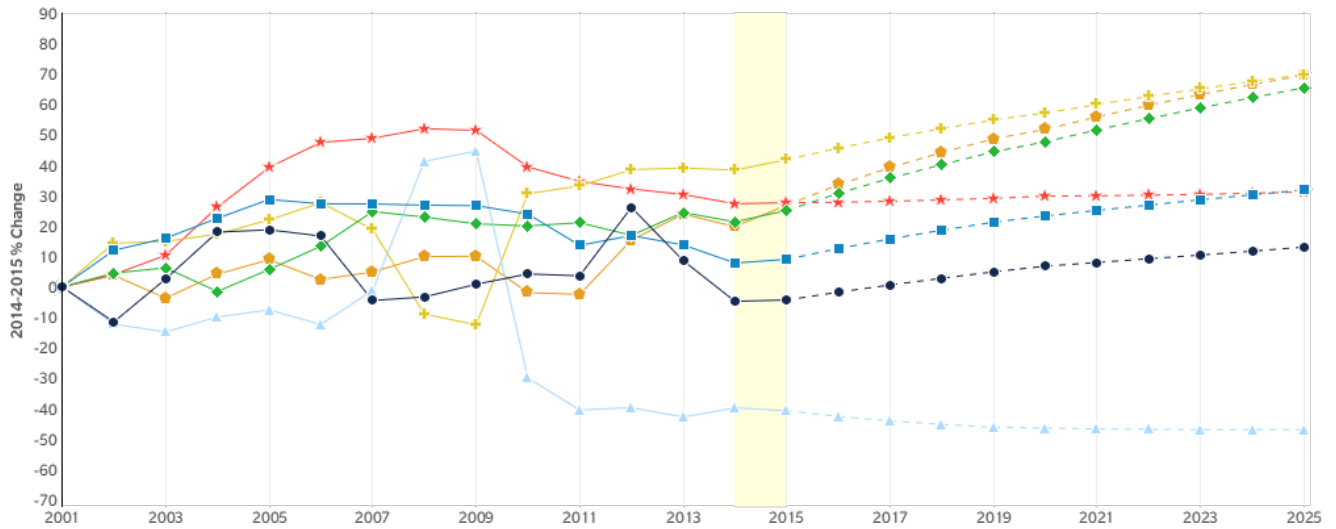
	Gender	2015 Jobs	2015 Percent
•	Males	1,746	19.0%
•	Females	7,433	81.0%

Industry Age Breakdown



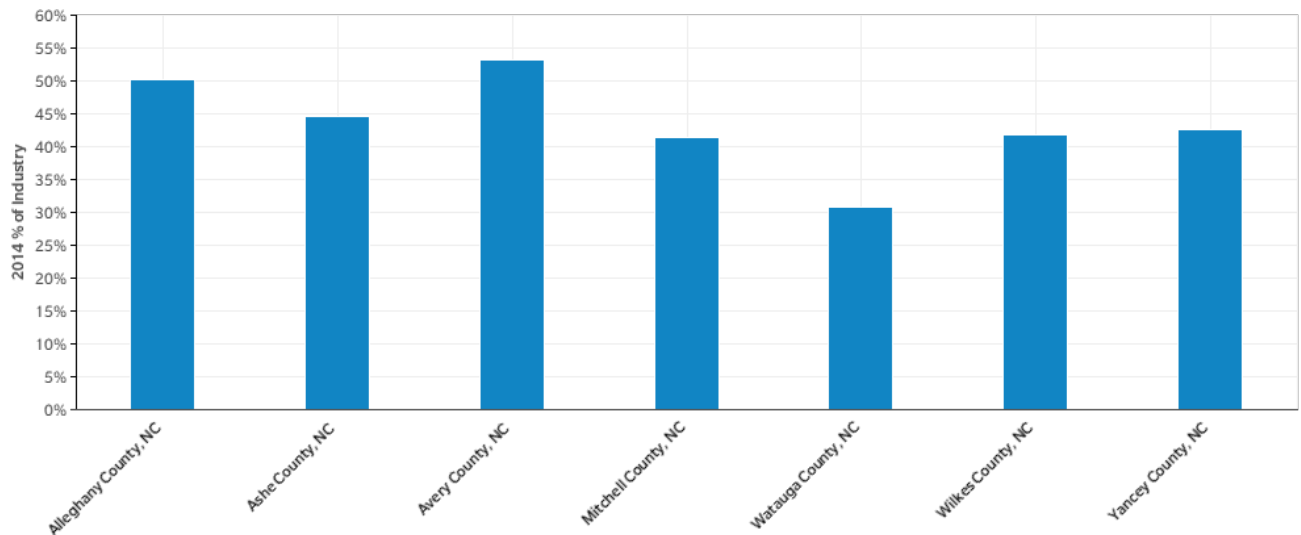
	Age	2015 Jobs	2015 Percent
•	14-18	71	0.8%
•	19-24	910	9.9%
•	25-34	1,853	20.2%
•	35-44	2,041	22.2%
•	45-54	2,096	22.8%
•	55-64	1,666	18.1%
•	65+	543	5.9%

Industry Change Summary



	Region	2014 Jobs	2015 Jobs	Change	% Change	2015 Average Earnings	2015 Establishments
●	Alleghany County, NC	530	532	2	0%	\$31,715	27
●	Ashe County, NC	1,069	1,080	11	1%	\$39,841	52
●	Avery County, NC	905	891	-14	-2%	\$34,481	40
●	Mitchell County, NC	883	910	27	3%	\$41,775	36
●	Watauga County, NC	3,353	3,437	84	3%	\$53,496	143
●	Wilkes County, NC	1,833	1,837	4	0%	\$33,962	126
●	Yancey County, NC	464	492	28	6%	\$33,290	34

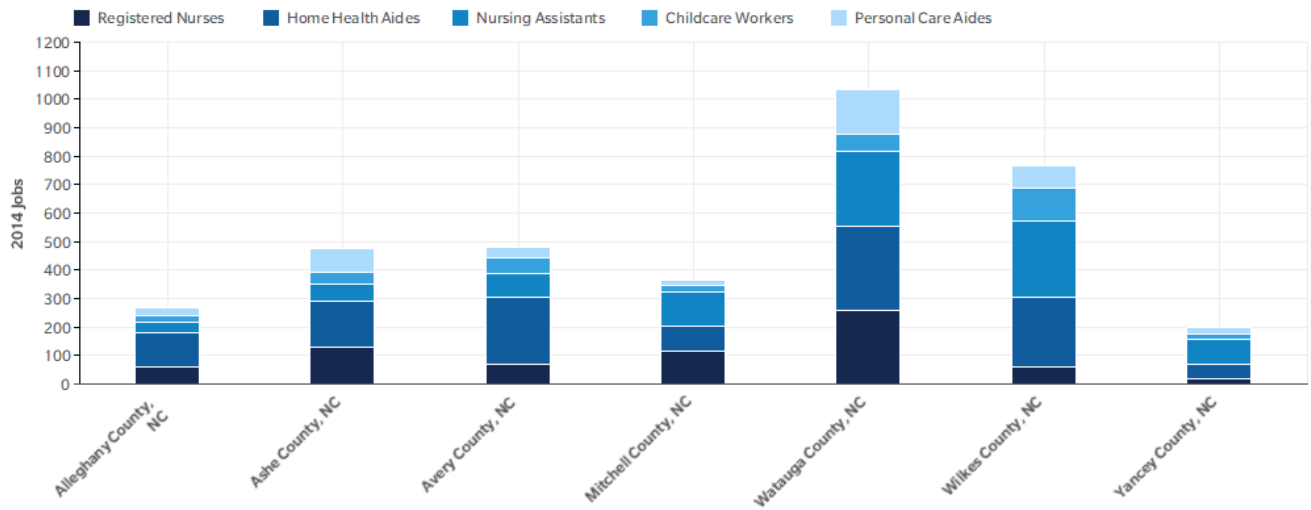
Top Occupations - 2014 % of Industry



SOC Code	Description	Alleghany County	Ashe County	Avery County	Mitchell County	Watauga County	Wilkes County	Yancey County
31-1011	Home Health Aides	23%	15%	26%	10%	9%	13%	11%
29-1141	Registered Nurses	11%	12%	8%	13%	8%	3%	4%
31-1014	Nursing Assistants	7%	5%	9%	14%	8%	15%	19%
39-9021	Personal Care Aides	4%	8%	4%	2%	5%	4%	4%
39-9011	Childcare Workers	4%	4%	6%	3%	2%	6%	5%
	Total	50%	45%	53%	41%	31%	42%	43%

Source: QCEW Employees, Non-QCEW Employees & Self-Employed - EMSI 2015.2 Class of Worker

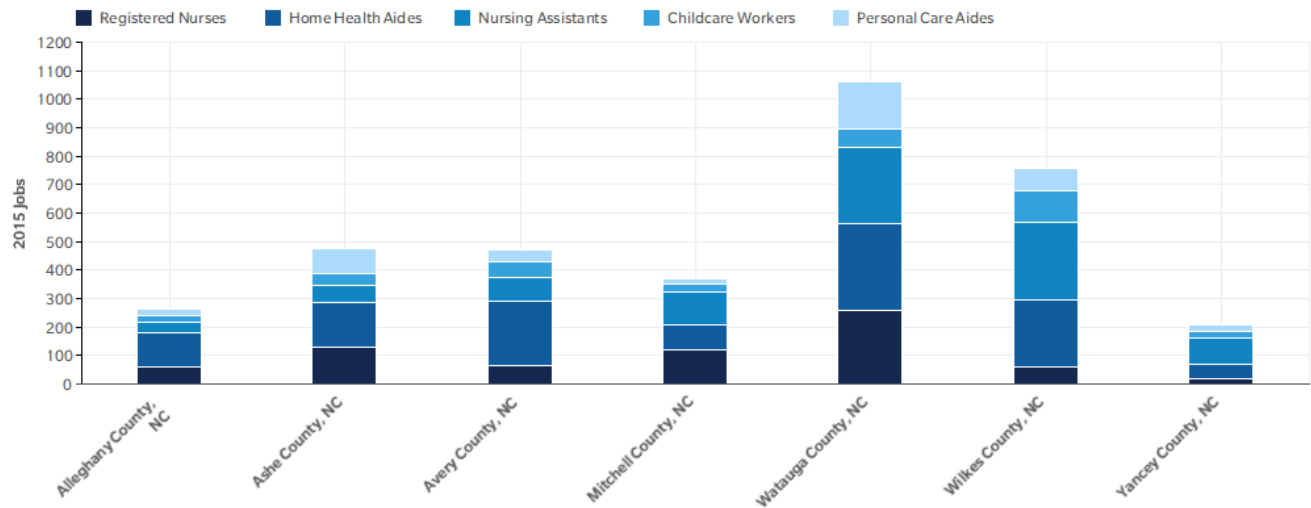
Top Occupations - 2014 Jobs



SOC Code	Description	Alleghany County	Ashe County	Avery County	Mitchell County	Watauga County	Wilkes County	Yancey County
31-1011	Home Health Aides	120	163	236	87	295	241	50
29-1141	Registered Nurses	61	129	71	116	260	61	17
31-1014	Nursing Assistants	39	58	80	119	261	272	88
39-9021	Personal Care Aides	23	87	41	18	157	75	21
39-9011	Childcare Workers	23	41	54	24	61	115	22
	Total	266	477	482	365	1,033	765	198

Source: QCEW Employees, Non-QCEW Employees & Self-Employed - EMSI 2015.2 Class of Worker

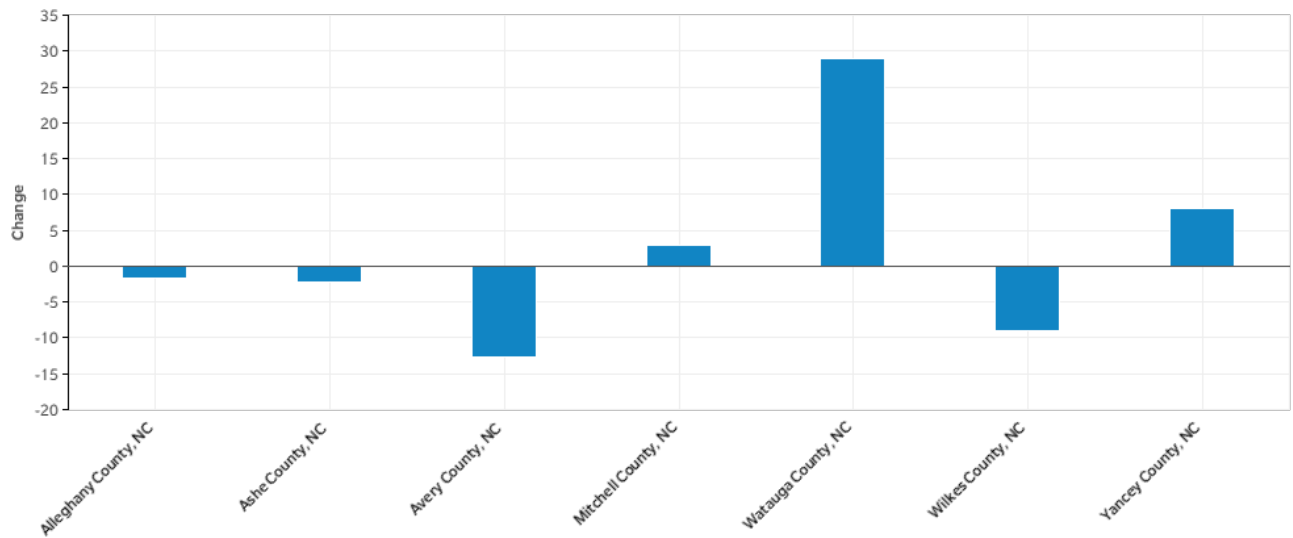
Top Occupations - 2015 Jobs



SOC Code	Description	Alleghany County	Ashe County	Avery County	Mitchell County	Watauga County	Wilkes County	Yancey County
31-1011	Home Health Aides	118	156	227	88	307	236	53
29-1141	Registered Nurses	61	131	65	119	258	61	18
31-1014	Nursing Assistants	38	58	82	117	268	270	92
39-9021	Personal Care Aides	24	89	40	19	168	75	22
39-9011	Childcare Workers	23	41	55	24	62	113	21
	Total	264	475	469	368	1,062	756	206

Source: QCEW Employees, Non-QCEW Employees & Self-Employed - EMSI 2015.2 Class of Worker

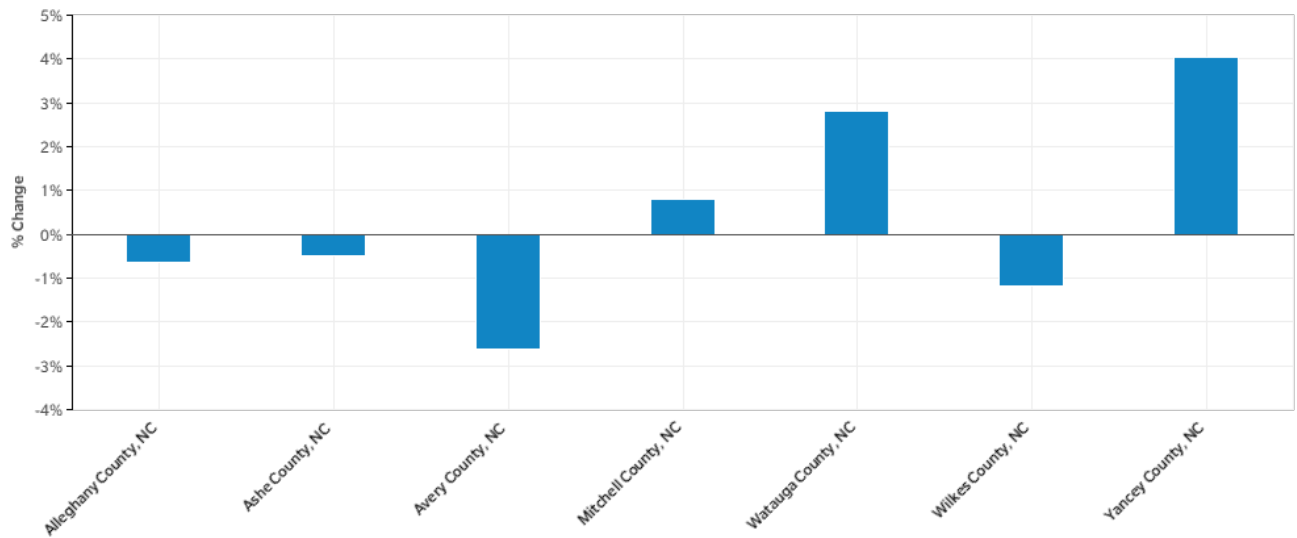
Top Occupations - Change



SOC Code	Description	Alleghany County	Ashe County	Avery County	Mitchell County	Watauga County	Wilkes County	Yancey County
39-9021	Personal Care Aides	1	2	-1	1	11	0	1
39-9011	Childcare Workers	0	0	1	0	1	-2	-1
29-1141	Registered Nurses	0	2	-6	3	-2	0	1
31-1014	Nursing Assistants	-1	0	2	-2	7	-2	4
31-1011	Home Health Aides	-2	-7	-9	1	12	-5	3
	Total	-2	-2	-13	3	29	-9	8

Source: QCEW Employees, Non-QCEW Employees & Self-Employed - EMSI 2015.2 Class of Worker

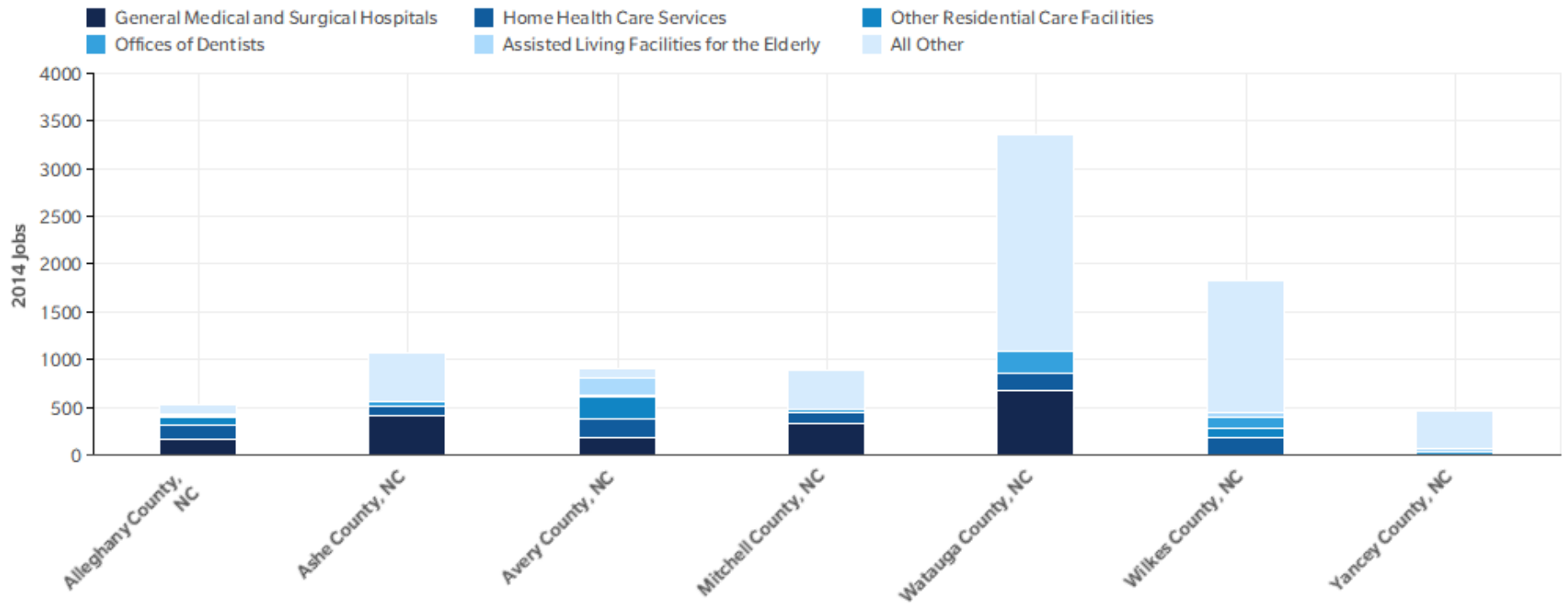
Top Occupations - % Change



SOC Code	Description	Alleghany County	Ashe County	Avery County	Mitchell County	Watauga County	Wilkes County	Yancey County
39-9021	Personal Care Aides	4%	2%	-2%	6%	7%	0%	5%
29-1141	Registered Nurses	0%	2%	-8%	3%	-1%	0%	6%
39-9011	Childcare Workers	0%	0%	2%	0%	2%	-2%	-5%
31-1011	Home Health Aides	-2%	-4%	-4%	1%	4%	-2%	6%
31-1014	Nursing Assistants	-3%	0%	3%	-2%	3%	-1%	5%
	Total	-1%	0%	-3%	1%	3%	-1%	4%

Source: QCEW Employees, Non-QCEW Employees & Self-Employed - EMSI 2015.2 Class of Worker

Industry Breakdown - 2014 Jobs

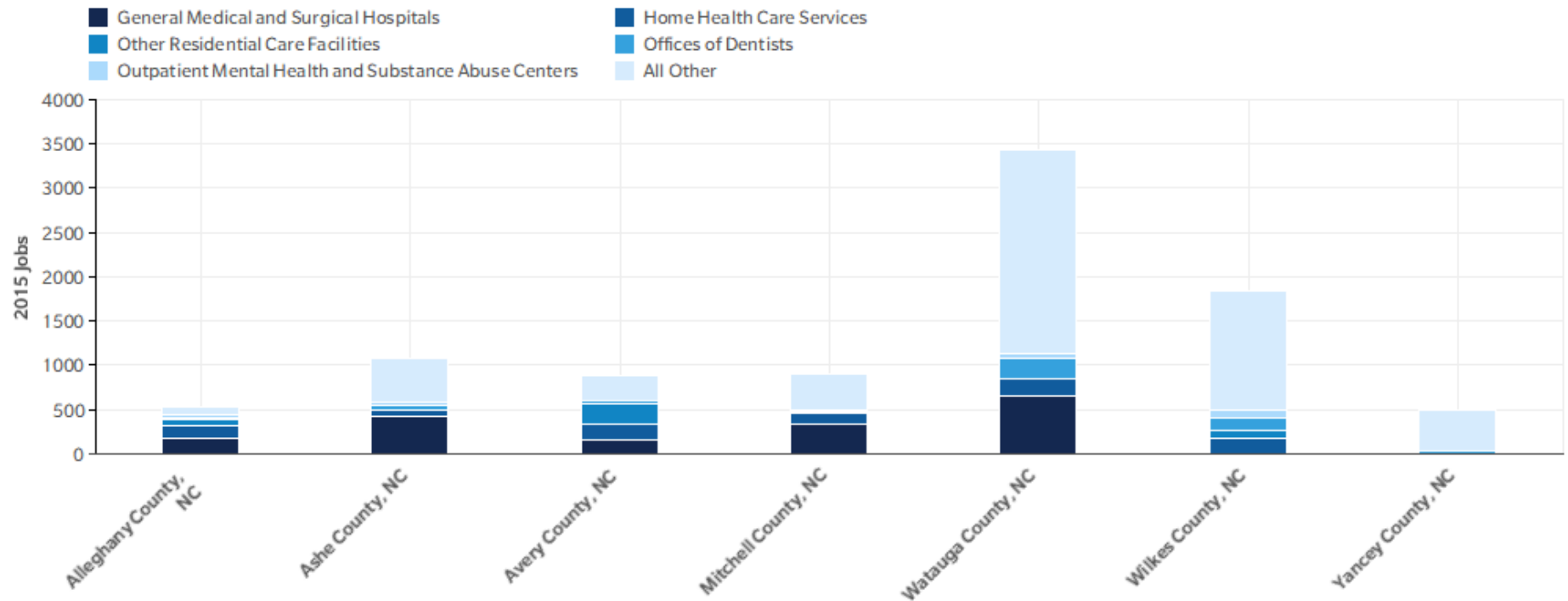


Industry Breakdown - 2014 Jobs

Industry	Description	Allegheny County	Ashe County	Avery County	Mitchell County	Watauga County	Wilkes County	Yancey County
622110	General Medical and Surgical Hospitals	171	417	177	323	681	0	0
621610	Home Health Care Services	147	89	200	120	172	187	<10
623990	Other Residential Care Facilities	70	<10	226	0	0	87	0
621210	Offices of Dentists	22	49	23	27	227	129	27
623312	Assisted Living Facilities for the Elderly	22	0	180	0	<10	42	31
621420	Outpatient Mental Health and Substance Abuse Centers	20	24	<10	<10	51	84	0
624410	Child Day Care Services	17	79	31	30	78	158	41
624120	Services for the Elderly and Persons with Disabilities	11	228	0	<10	52	51	25
624190	Other Individual and Family Services	<10	11	<10	90	53	49	12
621111	Offices of Physicians (except Mental Health Specialists)	<10	80	15	85	383	164	72
623110	Nursing Care Facilities (Skilled Nursing Facilities)	<10	0	<10	159	321	497	163
624229	Other Community Housing Services	<10	<10	<10	<10	<10	<10	<10
621511	Medical Laboratories	<10	<10	<10	0	11	13	<10
621340	Offices of Physical, Occupational and Speech Therapists, and Audiologists	<10	<10	<10	0	19	11	12
621310	Offices of Chiropractors	<10	<10	<10	<10	18	18	<10
621399	Offices of All Other Miscellaneous Health Practitioners	<10	13	<10	<10	30	<10	<10
621320	Offices of Optometrists	<10	<10	<10	15	17	23	<10
621410	Family Planning Centers	<10	0	0	0	0	0	0
621999	All Other Miscellaneous Ambulatory Health Care Services	<10	<10	<10	0	<10	<10	<10

Industry	Description	Alleghany County	Ashe County	Avery County	Mitchell County	Watauga County	Wilkes County	Yancey County
621498	All Other Outpatient Care Centers	0	0	<10	0	<10	<10	0
621910	Ambulance Services	0	22	<10	0	40	<10	<10
624221	Temporary Shelters	0	0	0	<10	0	23	0
621493	Freestanding Ambulatory Surgical and Emergency Centers	0	0	0	0	11	0	0
624230	Emergency and Other Relief Services	0	0	0	0	86	42	0
623210	Residential Intellectual and Developmental Disability Facilities	0	<10	0	<10	198	63	34
624210	Community Food Services	0	<10	0	0	0	<10	0
621391	Offices of Podiatrists	0	0	0	<10	<10	<10	0
621492	Kidney Dialysis Centers	0	0	0	13	0	0	0
621512	Diagnostic Imaging Centers	0	<10	0	0	<10	<10	0
621330	Offices of Mental Health Practitioners (except Physicians)	0	<10	<10	0	14	<10	<10
621112	Offices of Physicians, Mental Health Specialists	0	<10	0	0	15	0	<10
623220	Residential Mental Health and Substance Abuse Facilities	0	0	0	0	<10	0	15
623311	Continuing Care Retirement Communities	0	<10	0	<10	0	33	0
622310	Specialty (except Psychiatric and Substance Abuse) Hospitals	0	0	0	0	<10	0	<10
624310	Vocational Rehabilitation Services	0	<10	14	<10	837	110	0
624110	Child and Youth Services	0	13	<10	0	<10	14	<10
	Total	530	1,069	905	883	3,353	1,833	464

Industry Breakdown - 2015 Jobs

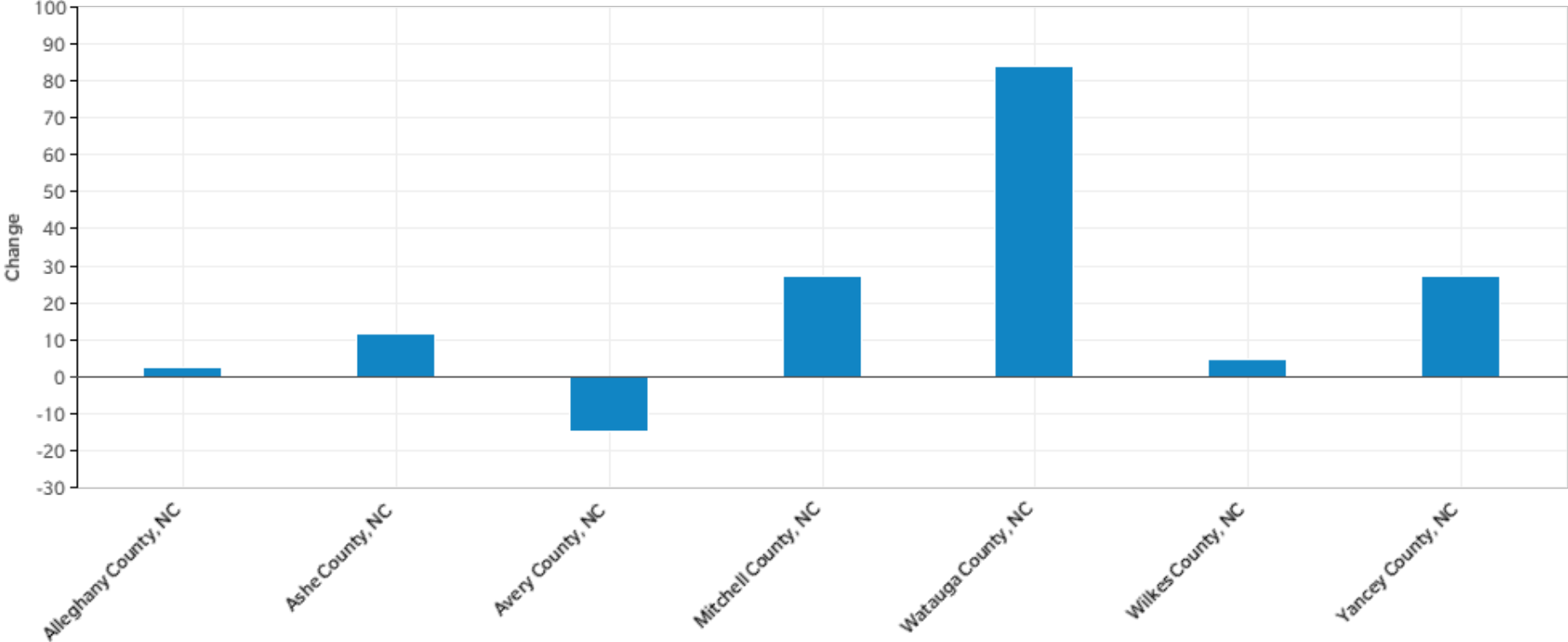


Industry Breakdown - 2015 Jobs

Industry	Description	Allegheny County	Ashe County	Avery County	Mitchell County	Watauga County	Wilkes County	Yancey County
622110	General Medical and Surgical Hospitals	173	424	162	335	663	0	0
621610	Home Health Care Services	144	77	173	121	179	182	<10
623990	Other Residential Care Facilities	72	<10	237	0	0	88	0
621210	Offices of Dentists	25	52	23	28	239	130	30
621420	Outpatient Mental Health and Substance Abuse Centers	22	27	<10	<10	56	94	0
623312	Assisted Living Facilities for the Elderly	20	0	200	0	<10	42	35
624410	Child Day Care Services	16	81	30	28	78	158	40
624120	Services for the Elderly and Persons with Disabilities	11	234	0	<10	54	46	26
624190	Other Individual and Family Services	11	10	<10	103	56	55	12
623110	Nursing Care Facilities (Skilled Nursing Facilities)	<10	0	<10	152	340	499	171
621111	Offices of Physicians (except Mental Health Specialists)	<10	83	13	91	381	151	79
624229	Other Community Housing Services	<10	<10	<10	<10	<10	<10	<10
621511	Medical Laboratories	<10	<10	<10	0	11	12	<10
621340	Offices of Physical, Occupational and Speech Therapists, and Audiologists	<10	<10	<10	0	17	10	12
621310	Offices of Chiropractors	<10	<10	<10	<10	17	18	<10
621399	Offices of All Other Miscellaneous Health Practitioners	<10	12	<10	<10	33	<10	<10
621320	Offices of Optometrists	<10	<10	<10	16	15	24	10
621410	Family Planning Centers	<10	0	0	0	0	0	0
621999	All Other Miscellaneous Ambulatory Health Care Services	<10	<10	<10	0	<10	<10	<10

Industry	Description	Alleghany County	Ashe County	Avery County	Mitchell County	Watauga County	Wilkes County	Yancey County
624210	Community Food Services	0	<10	0	0	0	<10	0
621910	Ambulance Services	0	24	<10	0	42	<10	<10
621493	Freestanding Ambulatory Surgical and Emergency Centers	0	0	0	0	13	0	0
621498	All Other Outpatient Care Centers	0	0	<10	0	<10	<10	0
624221	Temporary Shelters	0	0	0	<10	0	25	0
624230	Emergency and Other Relief Services	0	0	0	0	87	44	0
623210	Residential Intellectual and Developmental Disability Facilities	0	<10	0	<10	212	66	36
622310	Specialty (except Psychiatric and Substance Abuse) Hospitals	0	0	0	0	<10	0	<10
621330	Offices of Mental Health Practitioners (except Physicians)	0	<10	<10	0	15	<10	<10
621391	Offices of Podiatrists	0	0	0	<10	<10	<10	0
621512	Diagnostic Imaging Centers	0	<10	0	0	<10	<10	0
621492	Kidney Dialysis Centers	0	0	0	14	0	0	0
621112	Offices of Physicians, Mental Health Specialists	0	<10	0	0	16	0	<10
624310	Vocational Rehabilitation Services	0	<10	14	<10	875	113	0
623220	Residential Mental Health and Substance Abuse Facilities	0	0	0	0	<10	0	17
623311	Continuing Care Retirement Communities	0	<10	0	<10	0	30	0
624110	Child and Youth Services	0	14	<10	0	<10	14	<10
	Total	532	1,080	891	910	3,437	1,837	492

Industry Breakdown - Change

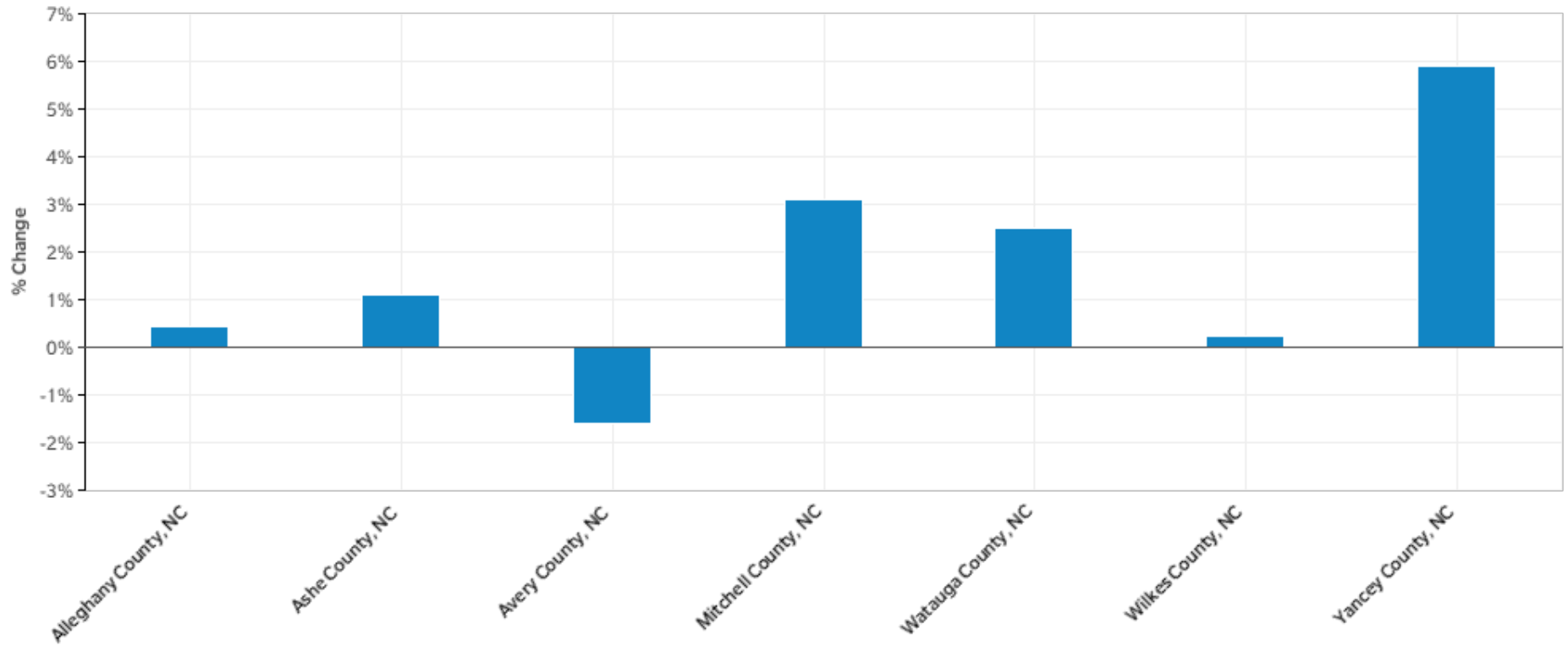


Industry Breakdown - Change

Industry	Description	Allegheny County	Ashe County	Avery County	Mitchell County	Watauga County	Wilkes County	Yancey County
621210	Offices of Dentists	3	3	0	1	12	1	3
621420	Outpatient Mental Health and Substance Abuse Centers	2	3	--	--	5	10	0
622110	General Medical and Surgical Hospitals	2	7	(15)	12	(18)	0	0
623990	Other Residential Care Facilities	2	--	11	0	0	1	0
624190	Other Individual and Family Services	--	(1)	--	13	3	6	0
621999	All Other Miscellaneous Ambulatory Health Care Services	--	--	--	0	--	--	--
621910	Ambulance Services	0	2	--	0	2	--	--
624210	Community Food Services	0	--	0	0	0	--	0
622310	Specialty (except Psychiatric and Substance Abuse) Hospitals	0	0	0	0	--	0	--
623220	Residential Mental Health and Substance Abuse Facilities	0	0	0	0	--	0	2
623210	Residential Intellectual and Developmental Disability Facilities	0	--	0	--	14	3	2
624221	Temporary Shelters	0	0	0	--	0	2	0
621511	Medical Laboratories	--	--	--	0	0	(1)	--
621340	Offices of Physical, Occupational and Speech Therapists, and Audiologists	--	--	--	0	(2)	(1)	0
621320	Offices of Optometrists	--	--	--	1	(2)	1	--
621399	Offices of All Other Miscellaneous Health Practitioners	--	(1)	--	--	3	--	--
624230	Emergency and Other Relief Services	0	0	0	0	1	2	0

Industry	Description	Alleghany County	Ashe County	Avery County	Mitchell County	Watauga County	Wilkes County	Yancey County
621498	All Other Outpatient Care Centers	0	0	--	0	--	--	0
621493	Freestanding Ambulatory Surgical and Emergency Centers	0	0	0	0	2	0	0
623311	Continuing Care Retirement Communities	0	--	0	--	0	(3)	0
621112	Offices of Physicians, Mental Health Specialists	0	--	0	0	1	0	
621391	Offices of Podiatrists	0	0	0	--	--	--	--
621492	Kidney Dialysis Centers	0	0	0	1	0	0	0
621512	Diagnostic Imaging Centers	0	--	0	0	--	--	0
621330	Offices of Mental Health Practitioners (except Physicians)	0	--	--	0	1	--	--
624120	Services for the Elderly and Persons with Disabilities	0	6	0	--	2	(5)	1
624110	Child and Youth Services	0	1	--	0	--	0	--
624229	Other Community Housing Services	--	--	--	--	--	--	--
624310	Vocational Rehabilitation Services	0	--	0	--	38	3	0
621310	Offices of Chiropractors	--	--	--	--	(1)	0	--
621410	Family Planning Centers	--	0	0	0	0	0	0
624410	Child Day Care Services	(1)	2	(1)	(2)	0	0	(1)
621111	Offices of Physicians (except Mental Health Specialists)	--	3	(2)	6	(2)	(13)	7
623110	Nursing Care Facilities (Skilled Nursing Facilities)	--	0	--	(7)	19	2	8
623312	Assisted Living Facilities for the Elderly	(2)	0	20	0	--	0	4
621610	Home Health Care Services	(3)	(12)	(27)	1	7	(5)	--
	Total	2	11	(14)	27	84	4	28

Industry Breakdown - % Change



Industry Breakdown - % Change

Industry	Description	Allegheny County	Ashe County	Avery County	Mitchell County	Watauga County	Wilkes County	Yancey County
621210	Offices of Dentists	14%	6%	0%	4%	5%	1%	11%
621420	Outpatient Mental Health and Substance Abuse Centers	10%	13%	--	--	10%	12%	0%
624190	Other Individual and Family Services	--	(9%)	--	14%	6%	12%	0%
623990	Other Residential Care Facilities	3%	--	5%	0%	0%	1%	0%
622110	General Medical and Surgical Hospitals	1%	2%	(8%)	4%	(3%)	0%	0%
621498	All Other Outpatient Care Centers	0%	0%	--	0%	--	--	0%
623311	Continuing Care Retirement Communities	0%	--	0%	--	0%	(9%)	0%
621493	Freestanding Ambulatory Surgical and Emergency Centers	0%	0%	0%	0%	18%	0%	0%
621320	Offices of Optometrists	--	--	--	7%	(12%)	4%	--
621399	Offices of All Other Miscellaneous Health Practitioners	--	(8%)	--	--	10%	--	--
623220	Residential Mental Health and Substance Abuse Facilities	0%	0%	0%	0%	--	0%	13%
623210	Residential Intellectual and Developmental Disability Facilities	0%	--	0%	--	7%	5%	6%
621511	Medical Laboratories	--	--	--	0%	0%	(8%)	--
621910	Ambulance Services	0%	9%	--	0%	5%	--	--
621999	All Other Miscellaneous Ambulatory Health Care Services	--	--	--	0%	--	--	--
621310	Offices of Chiropractors	--	--	--	--	(6%)	0%	--
621340	Offices of Physical, Occupational and Speech Therapists, and Audiologists	--	--	--	0%	(11%)	(9%)	0%

Industry	Description	Allegheny County	Ashe County	Avery County	Mitchell County	Watauga County	Wilkes County	Yancey County
624110	Child and Youth Services	0%	8%	--	0%	--	0%	--
624120	Services for the Elderly and Persons with Disabilities	0%	3%	0%	--	4%	(10%)	4%
622310	Specialty (except Psychiatric and Substance Abuse) Hospitals	0%	0%	0%	0%	--	0%	--
624210	Community Food Services	0%	--	0%	0%	0%	--	0%
624230	Emergency and Other Relief Services	0%	0%	0%	0%	1%	5%	0%
624221	Temporary Shelters	0%	0%	0%	--	0%	9%	0%
621512	Diagnostic Imaging Centers	0%	--	0%	0%	--	--	0%
621492	Kidney Dialysis Centers	0%	0%	0%	8%	0%	0%	0%
624310	Vocational Rehabilitation Services	0%	--	0%	--	5%	3%	0%
624229	Other Community Housing Services	--	--	--	--	--	--	--
621112	Offices of Physicians, Mental Health Specialists	0%	--	0%	0%	7%	0%	--
621330	Offices of Mental Health Practitioners (except Physicians)	0%	--	--	0%	7%	--	--
621391	Offices of Podiatrists	0%	0%	0%	--	--	--	0%
621610	Home Health Care Services	(2%)	(13%)	(14%)	1%	4%	(3%)	--
624410	Child Day Care Services	(6%)	3%	(3%)	(7%)	0%	0%	(2%)
623312	Assisted Living Facilities for the Elderly	(9%)	0%	11%	0%	--	0%	13%
621111	Offices of Physicians (except Mental Health Specialists)	--	4%	(13%)	7%	(1%)	(8%)	10%
623110	Nursing Care Facilities (Skilled Nursing Facilities)	--	0%	--	(4%)	6%	0%	5%
621410	Family Planning Centers	--	0%	0%	0%	0%	0%	0%
	Total	0%	1%	(2%)	3%	3%	0%	6%

Appendix A - Data Sources and Calculations

Industry Data

EMSI industry data have various sources depending on the class of worker. (1) For QCEW Employees, EMSI primarily uses the QCEW (Quarterly Census of Employment and Wages), with supplemental estimates from County Business Patterns and Current Employment Statistics. (2) Non-QCEW employees data are based on a number of sources including QCEW, Current Employment Statistics, County Business Patterns, BEA State and Local Personal Income reports, the National Industry-Occupation Employment Matrix (NIOEM), the American Community Survey, and Railroad Retirement Board statistics. (3) Self-Employed and Extended Proprietor classes of worker data are primarily based on the American Community Survey, Nonemployer Statistics, and BEA State and Local Personal Income Reports. Projections for QCEW and Non-QCEW Employees are informed by NIOEM and long-term industry projections published by individual states.

Input-Output Data

The input-output model in this report is EMSI's gravitational flows multi-regional social account matrix model (MR-SAM). It is based on data from the Census Bureau's Current Population Survey and American Community Survey; as well as the Bureau of Economic Analysis' National Income and Product Accounts, Input-Output Make and Use Tables, and Gross State Product data. In addition, several EMSI in-house data sets are used, as well as data from Oak Ridge National Labs on the cost of transportation between counties.

Staffing Patterns Data

The staffing pattern data in this report are compiled from several sources using a specialized process. For QCEW and Non-QCEW Employees classes of worker, sources include Occupational Employment Statistics, the National Industry-Occupation Employment Matrix, and the American Community Survey. For the Self-Employed and Extended Proprietors classes of worker, the primary source is the American Community Survey, with a small amount of information from Occupational Employment Statistics.

Infogroup Business-Level Data

Data for individual businesses is provided by Infogroup, which maintains a database of more than 16 million U.S. business entities. Note that in aggregate it will not be consistent with EMSI labor market data due to differences in definitions, methodology, coverage, and industry/geographic classification.

State Data Sources

This report uses state data from the following agencies: North Carolina Department of Commerce, Labor and Economic Analysis Division